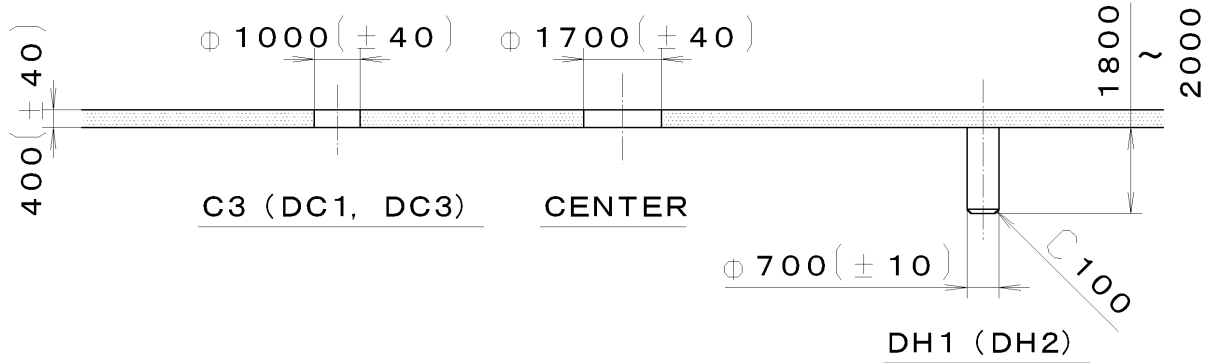
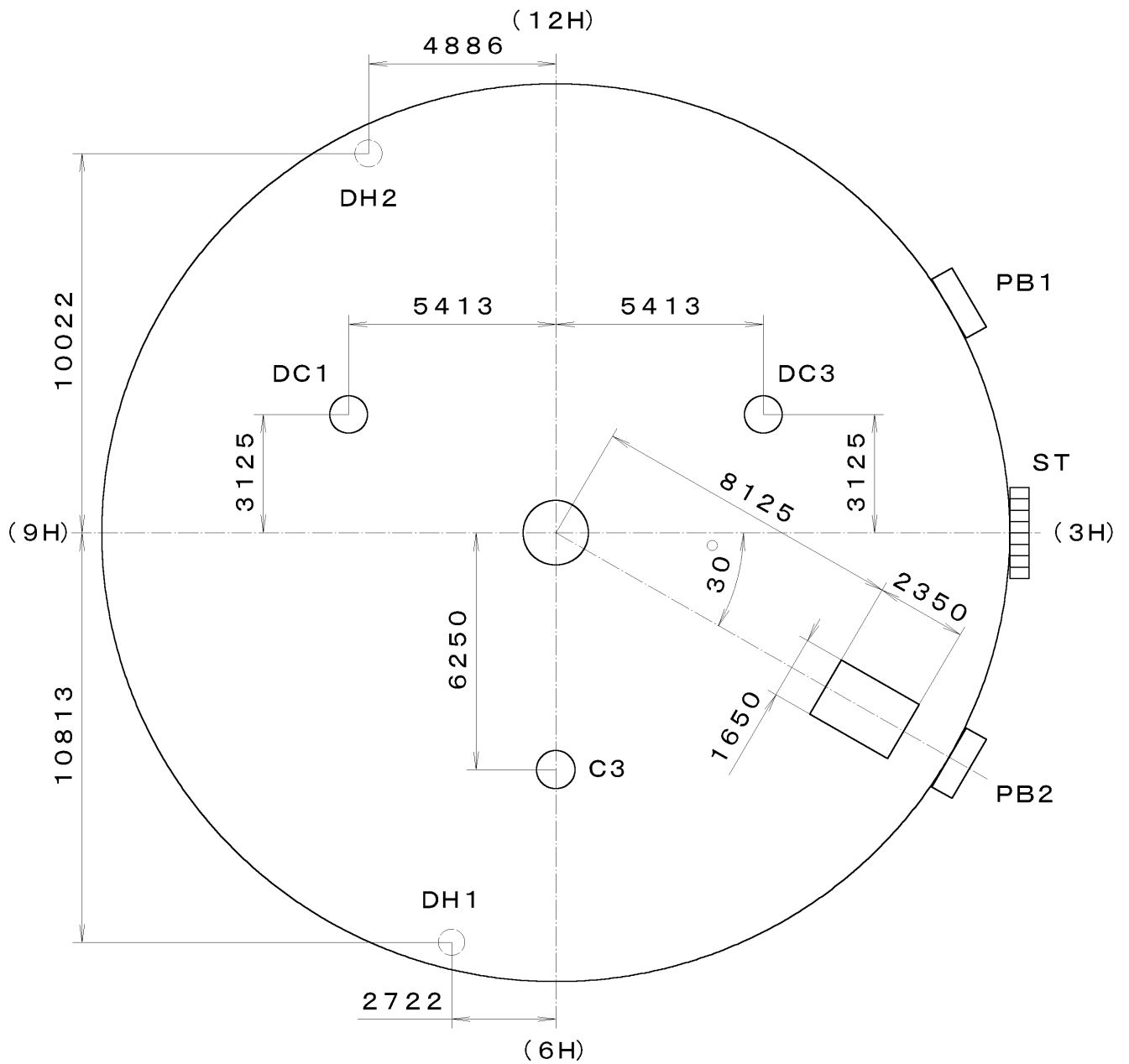






This drawing is provisional and subject to our reconfirmation and/or revision without notice.

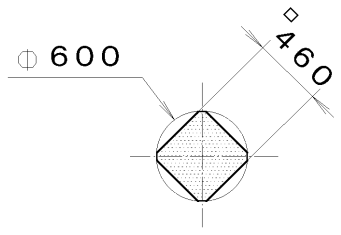
\*\*\* T I P W (01) \*\*\* (2100 1121) 01-12-11 30.0



7		Quantity		Cal. No. :	FS00-00A
6		Unit	1/1000 mm	Parts:	
5		Scale	6:1	Name:	Indications for Dial
4		Date		Drawing No. :	
3		Drawn		<b>MIYOTA</b>	
2		Checked	T. Hiruta		
1		Approved			
Material					
Heat Treatment		General Tolerances			
Hardness		Dimensions			
Plating		Angles			

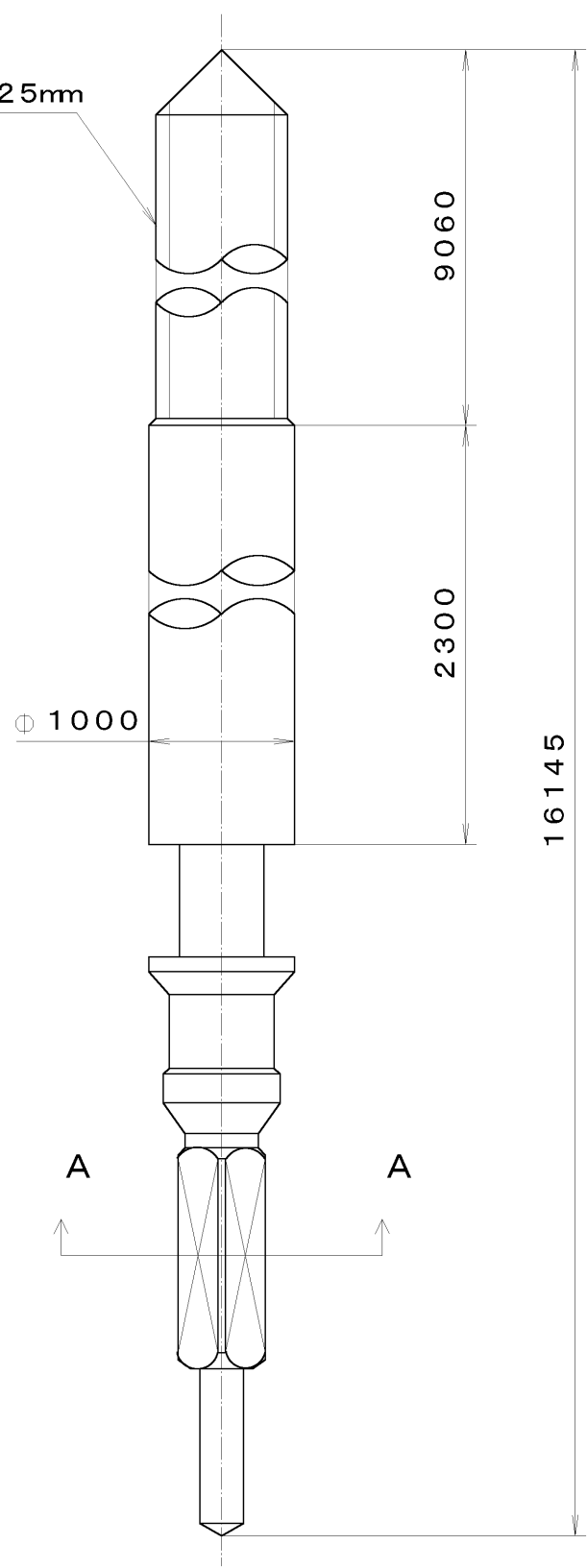
This drawing is provisional and subject to our reconfirmation and/or revision without notice.

\*\*\* T I P W 065-549 (01) \*\*\* (2100 1121) 01-12-07



Section A-A

S0. 9, P=0. 225mm



7			Quantity		Cal. No. :
6			Unit	1/1000 mm	Parts: <b>065-549</b>
5			Scale	20:1	
4			Date		Name: <b>SETTING STEM</b>
3			Drawn		
2			Checked	T. Hiruta	
1			Approved		Drawing No. : 5490S000
<b>Material</b>					<b>MIYOTA</b>
Heat Treatment			General Tolerances		
Hardness			Dimensions		
Plating			Angles		